

NX 15i

Installation speaker



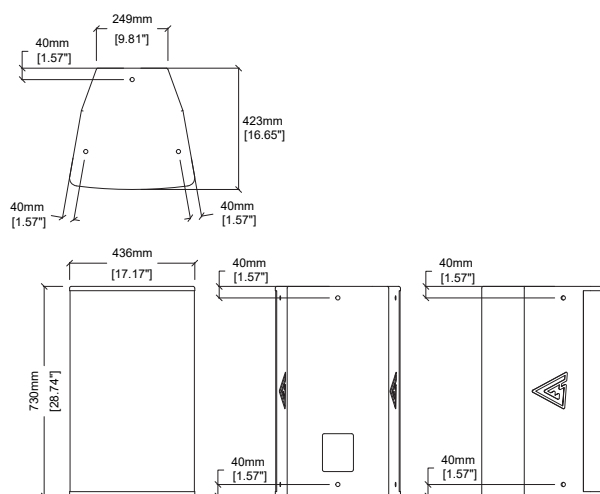
Premium NX series offers several solutions for any and all demanding sound applications. With the top-class transducers of own design and improved voice coil cooling, NX series allows for prolonged high-SPL operation while preserving clarity and intelligibility.

Passive models feature low-distortion crossovers with optimal transfer characteristics, which allows for controlled tuning with external amplification.

Passive full-range speaker, NX 15i is based on 15"+1,5" drivers and has been purpose-designed for installations. With well-thought-out construction and compact size, it provides considerable power and smooth sonic performance, fitting into any and all installations.



DIMENSIONS



SPECIFICATIONS

Frequency Response (-10dB)	45 - 19000 Hz
Max SPL ¹	134,5 dB
Sensitivity (1W/1m)	98,5 dB
LF Driver	15", 3" VC
HF Driver	1,5", 2,8" VC
Nominal Coverage Angle (H x V)	80 x 70 deg
Impedance	8 Ohm
Nominal power ²	500 W
Connectors	Phoenix
Dimensions (W x H x D)	436 x 730 x 423 mm
Weight (Net/Shipping)	28 kg / 30 kg
Mounting options	M10 mounting points
Enclosure material	Plywood, wear-resistant paint
Speaker protection	Steel grill, acoustically transparent backing

¹ - pink noise, filtered according to AES 2 - 2012, crest factor 9 dB

² - based on transducer power measured according to AES 2 - 2012

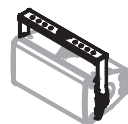
ACCESSORIES



ANX15
Flying adapter



LNX15
Double bracket



HNX15
Horizontal bracket

CONNECTIONS

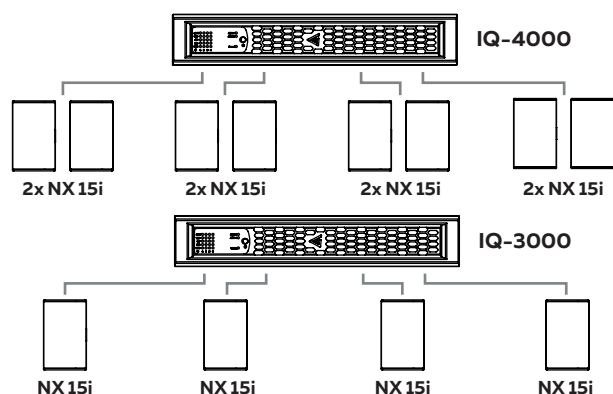
Use Hi-pass filter to prevent speaker damage and distorted sound by eliminating low non-audible frequencies in input signal.

Do not exceed input power ratings mentioned in specifications while exploiting the speaker system.

Speaker system comes with barrier strip screw terminal for amplifier connection.

Signal +	+ Terminal Phoenix
Signal -	- Terminal Phoenix
High pass filter:	
Freq, no less than	45 Hz
Order, no less than	18 dB/oct
Recommended amplifier power	500 - 1000 W on nominal impedance

AMPLIFICATION



SAFETY INSTRUCTIONS

1. Do not pour liquids on speaker system - this may cause driver cone destruction and unappealing speaker appearance. Do not allow direct sunlight on speaker cone in order to prevent premature failure. Do not install speaker system near open flames or heating elements.

2. Do not use speaker system with damaged speakON or speaker cable so as not to cause electric shock hazard or fire hazard.

3. Make sure speaker system is firmly set up on the floor, stage, or wall (where applicable).

4. While setting speaker system up onto an angled or slippery surface, make the necessary arrangements to avoid vibration-induced movement.

5. Speaker system is capable of delivering significant sound pressure levels. To avoid permanent or temporary hearing damage, prolonged exposure to sound pressure levels exceeding 90 dB should be limited.